

Analysis of the saturation of a high-gain free-electron laser

Robert L. Gluckstern

Physics Department, University of Maryland, College Park, Maryland 20742

Samuel Krinsky

National Synchrotron Light Source, Brookhaven National Laboratory, Upton, New York 11978

Hiromi Okamoto*

Physics Department, University of Maryland, College Park, Maryland 20742

(Received 16 December 1992)

We study the saturated state of an untapered free-electron laser (FEL) in the Compton regime, arising after exponential amplification of an initially low level of radiation by an initially monoenergetic, unbunched electron beam. The saturated state of the FEL is described by oscillations about an equilibrium state. Using the two invariants of the motion and certain assumptions motivated by computer simulations, we provide approximate analytic descriptions of the radiation field and electron distribution in the saturation regime. We first consider a one-dimensional approximation and later extend our approach to treat an electron beam of finite radial extent. Of note is a result on the radiated power in the case of an electron beam with a small radius.

PACS number(s): 41.60.Cr, 42.55.-f

I. INTRODUCTION

In this paper we study the saturated state of an untapered free-electron laser (FEL) in the Compton regime. Guided by the results of simulations starting with a monoenergetic unbunched electron beam and a low initial level of radiation, we make assumptions which prove to give an accurate picture of what happens in the saturation regime. The solutions in the saturated regime are related to the initial conditions by using the two invariants of the motion. We first consider a one-dimensional approximation, and later extend our approach to treat an electron beam of finite radial extent, including the effects of the diffraction of the radiation and the radiation focusing properties of the electron beam bunched by the FEL interaction.

The starting point of the analysis is the scaled equations for the evolution of the one-dimensional electron distribution and for the monochromatic radiation field. The notation is that of Bonifacio, Casagrande, and DeSalvo Souza [1] and the equations are

$$\frac{d\sigma_j}{d\tau} = p_j, \quad (1.1)$$

$$\frac{dp_j}{d\tau} = -Ae^{i\sigma_j} - A^*e^{-i\sigma_j}, \quad (1.2)$$

$$\frac{dA}{d\tau} = \langle e^{-i\sigma_j} \rangle + iA\delta, \quad (1.3)$$

where σ_j and p_j are the phase of the j th electron relative to the radiation and its (scaled) momentum deviation, A is the (scaled) amplitude of the radiation at the

(scaled) longitudinal position $\tau = 2\rho k_w z$, where $2\pi/k_w$ is the wiggler period and ρ is the Pierce parameter, δ is the detuning of the laser, and $\langle \rangle$ is an average over the electron distribution.

It is easy to show from Eqs. (1.1)–(1.3) that

$$\langle p_j \rangle + |A|^2 = C_1 \quad (1.4)$$

and

$$\frac{\langle p_j^2 \rangle}{2} + 2\text{Im}[A\langle e^{i\sigma_j} \rangle] - \delta|A|^2 = C_2 \quad (1.5)$$

are constants of the motion. For an initially monoenergetic unbunched electron beam and a low initial level of radiation, the constants C_1 and C_2 are approximated by zero.

In Fig. 1 we show a typical evolution of the radiation

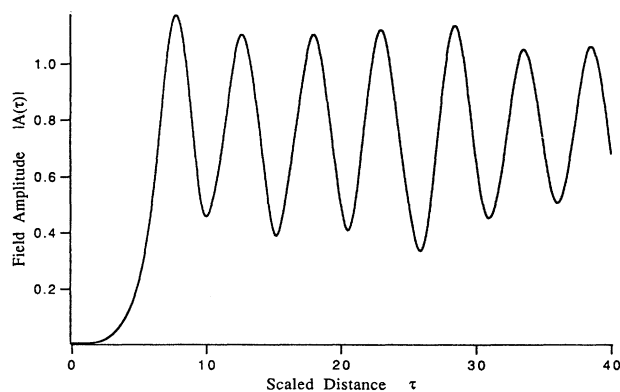


FIG. 1. Evolution of radiation field amplitude $|A|$ with τ .

with τ . The field builds up exponentially as the electrons bunch. After the bunched electrons are captured in buckets, the radiation oscillates with modest amplitude about an equilibrium distribution. In Fig. 2 we show the phase of the radiation as a function of τ . It appears that this phase is very nearly linear with τ . We shall take advantage of this behavior and recast our equations by writing

$$A = (P + iQ)e^{i\nu(\tau - \tau_0)}, \quad (1.6)$$

where ν and τ_0 are chosen to correspond to the average slope and intercept in Fig. 2. In fact we will later predict (Sec. III B) the value of ν , and it will agree closely with the value appropriate to Fig. 2.

The saturated state of the FEL is described by oscillations about an equilibrium state [2–5]. This equilibrium state corresponds to a steady-state solution of Eqs. (1.1)–(1.3). The proper choice of the equilibrium solution is significantly restricted [2] by the two invariants of Eqs. (1.4) and (1.5), relating properties of the saturated state back to the initial conditions at the startup of the FEL. In Sec. III, we study the properties of the equilibrium solution. The equilibrium radiation field has the form

$$A = P_0 e^{i\nu(\tau - \tau_0)}, \quad (1.7)$$

where P_0 is constant. We introduce the displaced electron phase $\phi_j(\tau)$ in the equilibrium state

$$\phi_j \equiv \sigma_j + \nu(\tau - \tau_0) + \frac{\pi}{2}, \quad (1.8)$$

and require ν to be chosen such that

$$\langle \phi_j' \rangle = 0. \quad (1.9)$$

Here the prime stands for $d/d\tau$. In the case of zero detuning, $\delta = 0$, we find

$$\langle \sin \phi_j \rangle = 0, \quad (1.10)$$

$$\langle \cos \phi_j \rangle = P_0^3, \quad (1.11)$$

$$\langle \phi_j'^2 \rangle = 3P_0^4, \quad (1.12)$$

$$\nu = P_0^2. \quad (1.13)$$

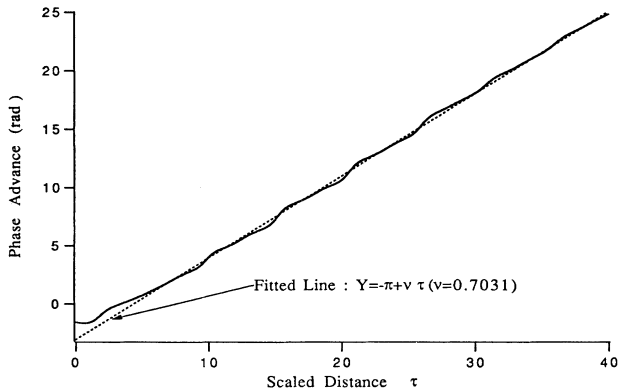


FIG. 2. Phase of the radiation field as a function of τ .

The equilibrium electron distribution has the form

$$f(\phi, \phi') = f(H), \quad (1.14)$$

where

$$H = \phi'^2/2 - 2P_0 \cos \phi. \quad (1.15)$$

We consider three quite different choices for $F(H)$:

- (1) $f_{KV}(H) = N_1 \delta(H - H_0)$ [Kapchinsky-Vladimirskiy (KV) distribution[8]],
- (2) $f_{-1/2}(H) = N_2 (H_0 - H)^{-1/2}$,
- (3) $f_B(H) = N_3 \exp(-\alpha H)$ (Boltzmann distribution).

Surprisingly, we find that in all three cases $P_0 \cong 0.81$, in good agreement with Fig. 1. Moreover, from computer simulation results, it appears that the actual electron distribution arising after the saturation of the initial exponential growth is similar to the Boltzmann distribution.

A simplified model of oscillations about the equilibrium state is presented in Sec. IV, based on an ansatz retaining only a single harmonic:

$$P(\tau) = P_0 + P_1 \cos \Omega \tau,$$

$$Q(\tau) = Q_1 \sin \Omega \tau,$$

$$\beta_j(\tau) \equiv \sigma_j(\tau) + \nu(\tau - \tau_0) + \frac{\pi}{2} = \phi_j(\tau) + a \sin \Omega \tau.$$

A more exact treatment is given in Sec. V, using the Vlasov equation. The coherent frequency Ω is determined and shown to agree with computer simulation.

The work presented in this paper carries forward that of Lane and Davidson [2], who used the invariants to constrain the equilibrium solutions, relating them to the initial conditions at startup, and that of O'Neil, Winfrey, and Malmberg [6] and Mynick and Kaufman [7] in the treatment of nonlinear beam-plasma interactions. The equations we use are equivalent to those employed by Sharp and Yu [4, 5] in their study of the sideband instability; however, in our case we consider a radiation field depending on axial coordinate z , but independent of time t . Sharp and Yu do not use the invariants to restrict the equilibrium solutions. In this paper we provide explicit numerical comparisons between our analytical work and computer simulations, finding good agreement.

The paper is organized as follows. In Sec. II we review the derivation of the growth rate of the radiation in the exponential regime. In Sec. III we obtain the differential equations for P and Q as functions of τ , and discuss the formulation of the equilibrium distribution in the saturation regime. In Sec. IV we solve these equations for P and Q as functions of τ by assuming that the oscillations about equilibrium are dominated by a first harmonic. In Sec. V we use the Vlasov equation to explore the coherent frequency of small oscillations about equilibrium, and discuss the stability of these oscillations. In Sec. VI we utilize numerical simulations to further study the stability of these oscillations. Theory and simulation both

show that for the case of interest, the small-amplitude oscillations are unstable. The moderate-amplitude oscillations observed in the saturated state presumably correspond to saturation of this instability at large enough amplitude. In Sec. VII we examine the effects of detuning and energy spread. In Sec. VIII we explore the consequences of using an electron beam with a finite radial extent. Sec. IX is then a summary of the main conclusions of this paper.

As a final comment, we note that the practical development of FEL devices emphasizes the extraction of maximum power, which occurs before saturation sets in. Nevertheless, our analysis of the saturation region may provide insights into other problems associated with the nonlinear interaction of a charged-particle beam with its environment.

II. EXPONENTIAL GROWTH REGIME [9]

We start with a low level of radiation ($|A| \ll 1$) and an approximately uniform distribution in electron phase, σ_j . Taking two derivatives of Eq. (1.3) leads to

$$i \frac{d^3 A}{d\tau^3} + \delta \frac{d^2 A}{d\tau^2} = \left\langle \left[\frac{d^2 \sigma_j}{d\tau^2} - i \left(\frac{d\sigma_j}{d\tau} \right)^2 \right] e^{-i\sigma_j} \right\rangle. \quad (2.1)$$

Since we are interested only in terms linear in p_j and A here, we drop the quadratic term involving $(d\sigma_j/d\tau)^2$ and use Eqs. (1.1) and (1.2) to obtain

$$\frac{d^3 A}{d\tau^3} - i\delta \frac{d^2 A}{d\tau^2} - iA = iA^* \langle e^{-2i\sigma_j} \rangle. \quad (2.2)$$

Since the right side of Eq. (2.2) is quadratic in A if we start with a distribution in electron phase which is approximately uniform, we obtain the linear equation for A :

$$\frac{d^3 A}{d\tau^3} - i\delta \frac{d^2 A}{d\tau^2} - iA = 0. \quad (2.3)$$

The general solution of Eq. (2.3) is the sum of three terms of the form

$$A = e^{i\mu\tau}, \quad (2.4)$$

where the three values of μ are the solutions of

$$\mu^3 - \delta\mu^2 + 1 = 0. \quad (2.5)$$

The exponential-growth solution corresponds to the complex root for μ with a negative imaginary part. For zero detuning ($\delta = 0$) this is

$$\mu = \frac{1}{2} - i \frac{\sqrt{3}}{2}, \quad (2.6)$$

corresponding to the exponential growth

$$A \simeq A_0 e^{\left(\frac{\sqrt{3}}{2} + \frac{i}{2}\right)\tau}. \quad (2.7)$$

For small nonzero detuning ($\delta < 1$), the growth in the radiation amplitude is approximately

$$A \simeq A_0 e^{\frac{\sqrt{3}}{2}(1-\frac{\delta^2}{9})\tau + i(\frac{1}{2} + \frac{\delta}{3} + \frac{\delta^2}{18})\tau}. \quad (2.8)$$

Equation (2.7) [or its generalization in Eq. (2.8) for $\delta \neq 0$] is expected to govern the evolution of Eqs. (1.1)–(1.3) until $|A(\tau)|$ becomes of order 1, when our assumptions are no longer appropriate and some form of saturation will take place.

III. SATURATION REGIME

A. Behavior of the radiation phase

Numerical simulations [10] of Eqs. (1.1)–(1.3) starting with a monoenergetic uniform electron phase distribution and a low radiation level indicate that the phase of the complex radiation amplitude A is very nearly linear with τ . A typical result is shown in Fig. 2 for the phase of the radiation as a function of τ for a starting radiation level corresponding to $|A| = 0.01$. In Fig. 1 we show the corresponding field amplitude $|A|$ as a function of τ which clearly exhibits the early exponential growth as well as the transition to saturation when $|A|$ is of order 1. And in Fig. 3 we show the phase space distribution of the electrons, which initially were monoenergetic with a uniform phase distribution, in the saturation regime at $\tau \sim 9$.

It is clear that the electrons have been bunched during the buildup of the radiation, and are now oscillating with fairly large amplitudes. The oscillation of the radiation shown in Fig. 1 is also of large amplitude ($\pm 50\%$). But there is a clear indication that some sort of steady state has been reached in the saturation regime. In fact, simulations show that the steady-state configuration is essentially independent of the initial electron and radiation configuration, provided we start with an approximately monoenergetic unbunched electron beam, and a low level of radiation.

We now rewrite Eqs. (1.1)–(1.5) in terms of $P(\tau)$, $Q(\tau)$, and the electron phase β_j given by

$$\beta_j = \sigma_j + \nu(\tau - \tau_0) + \pi/2. \quad (3.1)$$

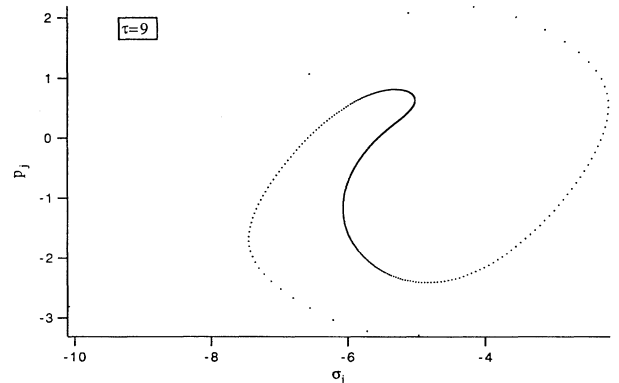


FIG. 3. Phase-space distribution of the electrons, which were initially monoenergetic with uniform phase distribution, in the saturation regime $\tau \sim 9$.

In Fig. 4 we show $P(\tau)$ and $Q(\tau)$ from the simulation, and in Fig. 5 show the phase-space distribution in the β'_j, β_j space at $\tau = 10, 15, 20, 25, 30, 35$, where $\beta'_j = \sigma'_j + \nu = p_j + \nu$. It is clear that the electrons have formed a bunch which rotates and oscillates as τ increases. In Fig. 5, we plot only those electrons which appear to have been captured in the bucket. Also $P(\tau)$ appears to oscillate sinusoidally about an equilibrium value P_0 , and $Q(\tau)$ oscillates about zero (when τ_0 is chosen appropriately).

Equations (1.1), (1.2), and (1.3) can now be written as [11]

$$\beta'_j = p_j + \nu, \quad (3.2)$$

$$\beta''_j = -2P \sin \beta_j - 2Q \cos \beta_j, \quad (3.3)$$

$$Q' + (\nu - \delta)P = \langle \cos \beta_j \rangle, \quad (3.4)$$

$$P' - (\nu - \delta)Q = \langle \sin \beta_j \rangle, \quad (3.5)$$

and the two invariants in Eqs. (1.4) and (1.5) become

$$\langle \beta'_j \rangle + P^2 + Q^2 - \nu = C_1, \quad (3.6)$$

$$\frac{\langle \beta_j'^2 \rangle}{2} - \nu \langle \beta'_j \rangle + \frac{\nu^2}{2} - 2P \langle \cos \beta_j \rangle + 2Q \langle \sin \beta_j \rangle - \delta(P^2 + Q^2) = C_2. \quad (3.7)$$

Even though we have plotted only those electrons trapped in the bucket in Fig. 5, we note that all averages must be taken over all electrons, including those not trapped.

B. Equilibrium distribution [2-5]

As a first approximation, we will assume that the amplitude of oscillation is small, and we will derive the properties of the equilibrium distribution, assuming $C_1 = C_2 = 0$. Identifying ϕ_j as the equilibrium electron phase distribution, and writing $P = P_0$ (constant) and $Q = 0$, we have

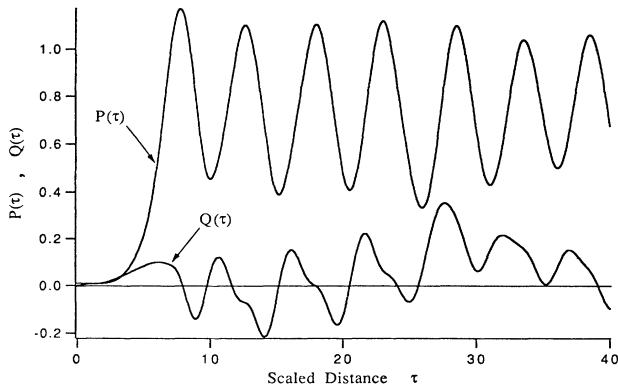


FIG. 4. Evolution of P and Q with τ .

$$(\nu - \delta)P_0 = \langle \cos \phi_j \rangle, \quad (3.8)$$

$$\langle \sin \phi_j \rangle = 0, \quad (3.9)$$

and from Eqs. (3.6) and (3.7), together with $\langle \phi'_j \rangle = 0$, we find

$$\begin{aligned} \nu &= P_0^2, \\ \langle \phi_j'^2 \rangle &= 4P_0 \langle \cos \phi_j \rangle + 2\delta P_0^2 - \nu^2 \\ &= 3P_0^4 - 2\delta P_0^2. \end{aligned} \quad (3.10)$$

For $P = P_0$, $Q = 0$, we see from Eq. (3.3) that any function of

$$H(\phi_j, \phi'_j) = \phi_j'^2 / 2 - 2P_0 \cos \phi_j \quad (3.11)$$

will be a stationary distribution. For the appropriately normalized KV distribution

$$f_{KV}(\phi_j, \phi'_j) = N \delta(2P_0 \cos \phi_j - \phi_j'^2 / 2 - 2P_0 \cos \theta_0) \quad (3.12)$$

corresponding to pendula oscillations with the same maximum angle θ_0 but different phases, we find

$$\begin{aligned} \langle \cos \phi_j \rangle &= \frac{2E(m)}{K(m)} - 1, \\ \frac{\langle \phi_j'^2 \rangle}{2} &= 4P_0 \left(\frac{E(m)}{K(m)} - 1 + m \right), \end{aligned} \quad (3.13)$$

where $m = \sin^2(\theta_0/2)$ and where $K(m)$ and $E(m)$ are the complete elliptic integrals of the first and second kind. For the phase space distribution

$$f_{-\frac{1}{2}}(\phi_j, \phi'_j) = N (2P_0 \cos \phi_j - \phi_j'^2 / 2 - 2P_0 \cos \theta_0)^{-1/2} \quad (3.14)$$

we find

$$\begin{aligned} \langle \cos \phi_j \rangle &= \frac{\sin \theta_0}{\theta_0}, \\ \frac{\langle \phi_j'^2 \rangle}{2} &= P_0 \left(\frac{\sin \theta_0}{\theta_0} - \cos \theta_0 \right), \end{aligned} \quad (3.15)$$

and for the Boltzmann distribution

$$f_B(\phi_j, \phi'_j) = N \exp(-\alpha \phi_j'^2 / 2 + 2\alpha P_0 \cos \phi_j) \quad (3.16)$$

we find

$$\begin{aligned} \langle \cos \phi_j \rangle &= \frac{I_1(2\alpha P_0)}{I_0(2\alpha P_0)}, \\ \frac{\langle \phi_j'^2 \rangle}{2} &= \frac{1}{2\alpha}. \end{aligned} \quad (3.17)$$

Combining Eqs. (3.8) and (3.10) we have the requirements

$$\langle \cos \phi_j \rangle = P_0(P_0^2 - \delta), \quad (3.18)$$

$$\langle \phi_j'^2 \rangle = 3P_0^4 - 2\delta P_0^2. \quad (3.19)$$

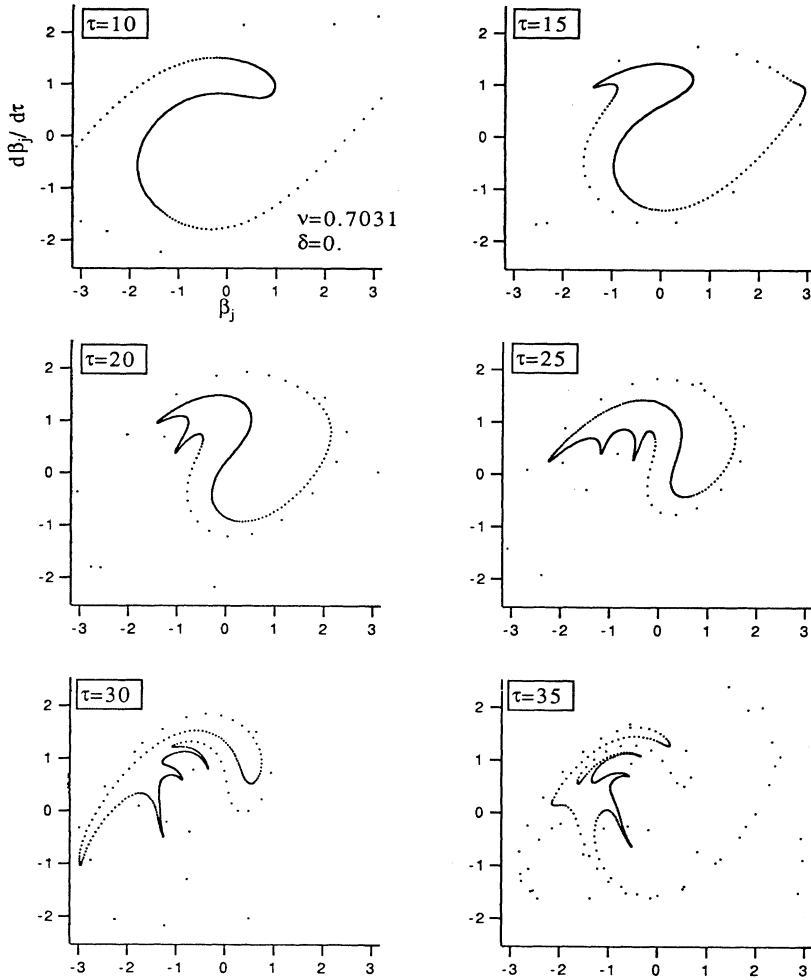


FIG. 5. Phase-space distribution in the β_j, β_j space at $\tau = 10, 15, 20, 25, 30, 35$.

Thus the combination of Eqs. (3.18) and (3.19) and either (3.13), (3.15), or (3.17) determine the value of P_0 and θ_0 (or α) for each distribution.

Let us now consider the case $\delta = 0$, in which case we can write

$$\langle \phi_j'^2 \rangle = 3P_0 \langle \cos \phi_j \rangle. \tag{3.20}$$

For the KV beam [8], this requires

$$\frac{2E(m)}{K(m)} = 5 - 8m, \tag{3.21}$$

which leads to

$$\begin{aligned} m &= 0.433 \text{ (KV)}, \\ \theta_0 &= 82.3^\circ, \\ P_0 &= 0.813, \quad \langle H \rangle = -0.218. \end{aligned} \tag{3.22}$$

For the $(H_0 - H)^{-1/2}$ distribution we find $\tan \theta_0 = -2\theta_0$, which leads to

$$\theta_0 = 105.2^\circ \ [(H_0 - H)^{-1/2}],$$

$$P_0 = 0.807, \tag{3.23}$$

$$\langle H \rangle = -0.212.$$

For the Boltzmann distribution we require

$$2\alpha P_0 = 1.257 \text{ (Boltzmann)},$$

$$P_0 = 0.809, \tag{3.24}$$

$$\langle H \rangle = -0.214.$$

Note that, in all cases, we have used $\langle H \rangle = \langle \phi_j'^2 \rangle / 2 - 2P_0 \langle \cos \phi_j \rangle = -P_0^2 / 2$.

Remarkably, the value of P_0 is insensitive to the nature of the distribution. Furthermore, the simulation in Fig. 1 corresponds to an actual value $P_0 = 0.8$, in excellent agreement with the prediction of the three distributions we have explored. Moreover, from Eq. (3.10), we find $\nu = P_0^2 \approx 0.66$, in good agreement with the result $\nu = 0.70$ given in Fig. 2 obtained from the simulation.

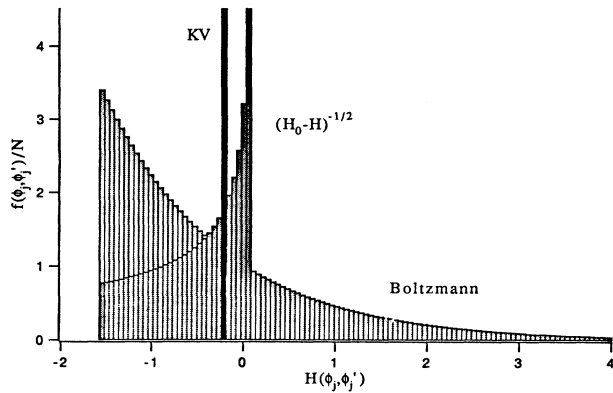


FIG. 6. The three distributions, KV, $(H_0 - H)^{1/2}$, and Boltzmann, plotted as functions of H defined in Eq. (3.11).

We can explore the electron distribution by comparing the results of simulations starting with a low radiation level with the three explicit distributions analyzed above. In Fig. 6 we show the three distributions as a function of H defined in Eq. (3.11). In Fig. 7 we show the electron distributions obtained from the simulation

for $\tau = 10, 20, 30, 40$. The background from the electrons which are not trapped is seen to be more or less independent of H , and the distributions of the trapped electrons seems to most resemble the Boltzmann distribution.

IV. SINGLE HARMONIC MODEL

A. First-order treatment of radiation oscillations

We now explore the oscillations about the equilibrium by assuming that only a single harmonic of relatively small amplitude is present. Thus we write

$$P(\tau) = P_0 + P_1 \cos \Omega \tau, \quad (4.1)$$

$$Q(\tau) = Q_1 \sin \Omega \tau, \quad (4.2)$$

$$\beta_j(\tau) = \phi_j(\tau) + a \sin \Omega \tau, \quad (4.3)$$

where we have assumed a coherent dipole oscillation of the electron phase-space distribution. Expanding $\langle \sin \beta_j \rangle$ to first order in a and using Eq. (3.9), we find

$$\langle \sin \beta_j(\tau) \rangle = \bar{c} a \sin \Omega \tau, \quad (4.4)$$

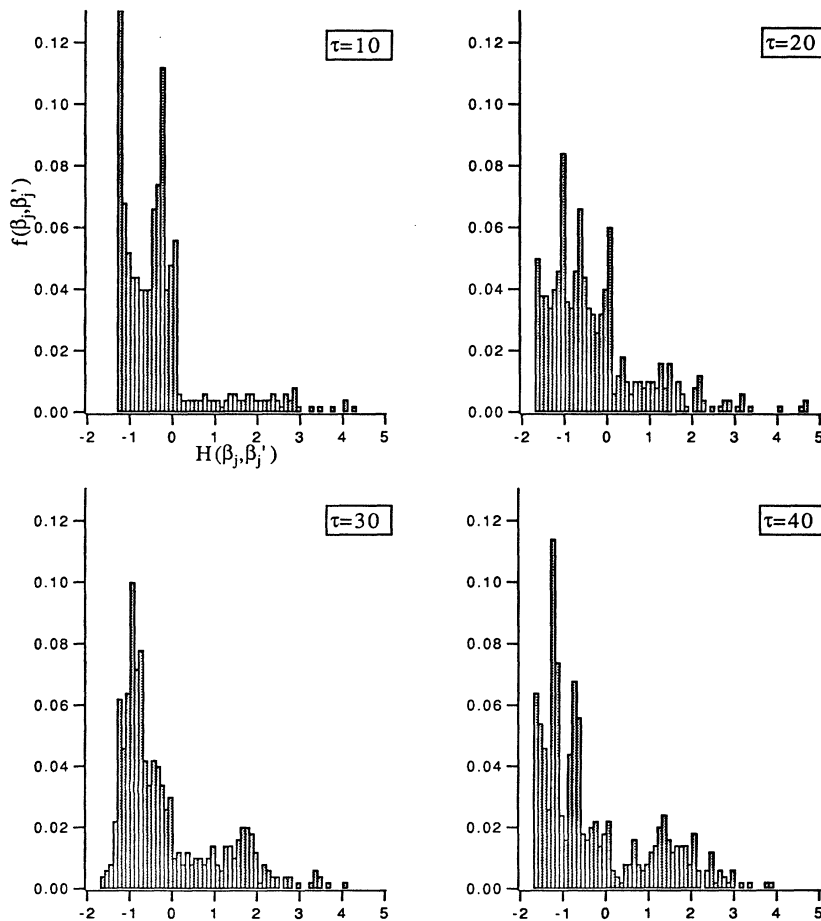


FIG. 7. Electron distributions obtained from simulation for $\tau = 10, 20, 30, 40$ plotted as functions of H .

where

$$\bar{c} \equiv \langle \cos \phi_j \rangle. \quad (4.5)$$

The first harmonic terms in Eqs. (3.4) and (3.5) now lead to

$$\Omega Q_1 + (\nu - \delta)P_1 = 0, \quad (4.6)$$

$$(\nu - \delta)Q_1 + \Omega P_1 = -\bar{c}a, \quad (4.7)$$

from which we find

$$Q_1 = \frac{\bar{c}(\nu - \delta)a}{\Omega^2 - (\nu - \delta)^2}, \quad P_1 = -\frac{\bar{c}\Omega a}{\Omega^2 - (\nu - \delta)^2}. \quad (4.8)$$

We also average Eq. (3.3) over j and obtain from the first harmonic

$$(\Omega^2 - 2P_0\bar{c})a = 2\bar{c}Q_1. \quad (4.9)$$

Combining Eqs. (4.8) and (4.9), we obtain

$$(\Omega^2 - 2P_0\bar{c})[\Omega^2 - (\nu - \delta)^2] = 2\bar{c}^2(\nu - \delta) \\ = 2\bar{c}(\nu - \delta)^2 P_0, \quad (4.10)$$

where the last form results from using Eq. (3.8). We then obtain a prediction for Ω , the frequency of the oscillations about the equilibrium in the saturation regime

$$\Omega^2 = 2P_0\bar{c} + (\nu - \delta)^2 = (P_0^2 - \delta)(3P_0^2 - \delta), \quad (4.11)$$

where we have used Eq. (3.18) for $\bar{c} \equiv \langle \cos \phi_j \rangle$. For $\delta = 0$, this corresponds to

$$\Omega = \sqrt{3}P_0^2 \cong 1.14 \quad (\text{Boltzmann}). \quad (4.12)$$

This prediction is somewhat smaller than the value $\Omega = 1.25$ obtained from the simulation in Fig. 1. A more accurate determination of the coherent frequency Ω is given in Sec. V.

Finally, we can also use the first harmonic components of the two invariants. Not surprisingly, they each reproduce Eq. (4.11).

To summarize, we consider equilibrium solutions, and utilize the two invariants for an initial monoenergetic unbunched electron beam and a low initial level of radiation to determine the radiation parameters ν , P_0 , and the electron phase space averages $\langle \cos \phi_j \rangle$ and $\langle \phi_j^2 \rangle$. We then consider a first harmonic oscillation of the radiation and a coherent dipole oscillation of the electron distribution, from which we determine the oscillation frequency Ω , as well as the relative oscillations amplitudes P_1 , Q_1 , a . The remaining question is to predict the magnitude of the amplitude of oscillation which, in fact, is not small.

B. Transition model

An approximate model for the transition to the saturation regime is suggested by the plot of $P'(\tau)$ vs $P(\tau)$ in Fig. 8. It appears that the linear variation, corresponding to the exponential growth regime, is approximately tangent to the elliptical trajectories which correspond to the oscillations in the saturation regime. Quantitatively this requires that the logarithmic growth rate in the lin-

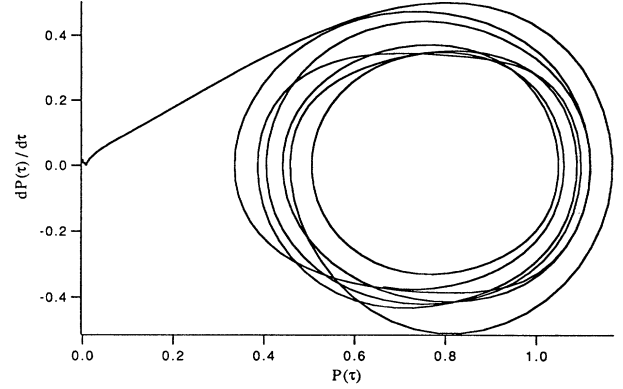


FIG. 8. Plot of $P'(\tau)$ vs $P(\tau)$.

ear regime, given approximately by Eq. (2.7) for $\delta = 0$, or its equivalent

$$\frac{1}{P} \frac{dP}{d\tau} \cong \frac{\sqrt{3}}{2}, \quad (4.13)$$

is equal in the saturation regime to that of the oscillatory behavior of Eq. (4.1). This leads to the relation

$$\frac{1}{\Omega} \frac{P'}{P} = \frac{\sqrt{3}}{2\Omega} = \frac{P_1}{\sqrt{P_0^2 - P_1^2}} \quad (4.14)$$

which suggests a value $P_1 \cong 0.49$, about 20% larger than that seen in the simulation. Also we have from Eq. (4.8), $|Q_1| = (\nu/\Omega)|P_1| \cong 0.28$, about 30% larger than that seen in the simulation. However, the transition region is undoubtedly more complicated than the simple sudden change from one behavior to another, and the agreement is therefore reasonable.

Thus, we confirm the validity of our general picture of the way in which saturation sets in, although our small oscillation assumption is only approximately valid. In the next section, we explore the solutions of Eqs. (1.1)–(1.3) in the saturation region more rigorously.

V. SMALL OSCILLATIONS ABOUT THE STATIONARY DISTRIBUTIONS

A. Action-angle variables

We take the stationary-state Hamiltonian to be

$$H_0 = \frac{\beta'^2}{2} - 2P_0 \cos \beta \quad (5.1)$$

and introduce the radiation field variable $\tilde{P}(\tau)$, given by

$$\tilde{P}(\tau) = P(\tau) - P_0. \quad (5.2)$$

Equations (3.2) and (3.3) then become

$$\beta'' + 2P_0 \sin \beta = -2[\tilde{P} \sin \beta + Q \cos \beta]. \quad (5.3)$$

For $\delta = 0$, Eqs. (3.4) and (3.5) lead to

$$Q' + \nu \tilde{P} = \langle \cos \beta \rangle - \nu P_0 \quad (5.4)$$

and

$$\tilde{P} - \nu Q = \langle \sin \beta \rangle, \quad (5.5)$$

analogous to Eqs. (3.3)–(3.5). The Hamiltonian corresponding to Eq. (5.3) is

$$H = H_0 + V \quad (5.6)$$

where the perturbation V is given by

$$V(\tau) = 2[\tilde{P}(\tau) \cos \beta - Q(\tau) \sin \beta]. \quad (5.7)$$

The unperturbed stationary system corresponds to the action-angle variables

$$\begin{aligned} I &= \frac{1}{2\pi} \oint d\beta \beta'(\beta, H_0) \\ &= \frac{8\sqrt{2P_0}}{\pi} [E(m) - (1-m)K(m)], \end{aligned} \quad (5.8)$$

$$\psi' \equiv \omega(I) \equiv \frac{dH_0}{dI} = \frac{\pi\sqrt{2P_0}}{2K(m)},$$

$$H_0 = 4P_0m - 2P_0, \quad (5.9)$$

where $m = \sin^2(\theta/2)$, with θ being the maximum pendulum angle corresponding to a given value of I . Here P_0 is considered as a constant, and the stationary phase-space distribution in the I, ψ space is taken to be

$$f_{\text{stationary}}(\beta, \beta') = f_0(I). \quad (5.10)$$

The solutions of the pendulum system can be written in terms of the Jacobi elliptic functions as

$$\beta = 2 \sin^{-1} \left\{ \sqrt{m} \operatorname{sn} \left[\left(\frac{2}{\pi} \right) K(m) \psi \right] \right\}, \quad (5.11)$$

$$\beta' = \sqrt{8P_0m} \operatorname{cn} \left[\left(\frac{2}{\pi} \right) K(m) \psi \right]. \quad (5.12)$$

Using the expansion of the periodic functions sn , cn into Fourier series [12],

$$\operatorname{sn} \left(\frac{2}{\pi} K(m) \psi \right) = \frac{2\pi}{\sqrt{m}K} \sum_{n=0}^{\infty} \frac{q^{n+\frac{1}{2}} \sin(2n+1)\psi}{1 - q^{2n+1}}, \quad (5.13)$$

$$\operatorname{cn} \left(\frac{2}{\pi} K(m) \psi \right) = \frac{2\pi}{\sqrt{m}K} \sum_{n=0}^{\infty} \frac{q^{n+\frac{1}{2}} \cos(2n+1)\psi}{1 + q^{2n+1}}, \quad (5.14)$$

where

$$\begin{aligned} q &= \exp \left(\frac{-\pi K(1-m)}{K(m)} \right) \\ &= \frac{m}{16} \left[1 + \frac{m}{2} + \frac{21m^2}{64} + \dots \right], \end{aligned} \quad (5.15)$$

we can write for the harmonic decomposition of the pendulum motion

$$\cos \beta = \sum_{n=0}^{\infty} A_n(I) \cos 2n\psi, \quad (5.16)$$

$$\sin \beta = \sum_{n=0}^{\infty} B_n(I) \sin(2n+1)\psi, \quad (5.17)$$

where $A_n(I)$ and $B_n(I)$ are related to the coefficients in Eqs. (5.13) and (5.14).

B. Perturbation treatment and dispersion relation

The behavior of the perturbed system is governed by the Vlasov equation

$$\frac{\partial f}{\partial \tau} + \frac{\partial H}{\partial I} \frac{\partial f}{\partial \psi} - \frac{\partial H}{\partial \psi} \frac{\partial f}{\partial I} = 0. \quad (5.18)$$

In the Appendix we explore oscillations about the equilibrium solution by treating $f - f_0$, $\tilde{P}(\tau)$, and $Q(\tau)$ as small quantities. This linearized system has oscillation modes with frequency Ω given by the dispersion relation

$$\left(\nu - \sum_{n=1}^{\infty} S_n(\Omega) \right) \left(\nu - \sum_{n=0}^{\infty} T_n(\Omega) \right) = \Omega^2 \quad (5.19)$$

where

$$S_n(\Omega) = 2\pi \int dI f_o(I) \frac{d}{dI} \left(\frac{(2n)^2 \omega A_n^2}{(2n)^2 \omega^2 - \Omega^2} \right), \quad (5.20)$$

$$T_n(\Omega) = 2\pi \int dI f_o(I) \frac{d}{dI} \left(\frac{(2n+1)^2 \omega B_n^2}{(2n+1)^2 \omega^2 - \Omega^2} \right). \quad (5.21)$$

Since A_n and B_n , defined in Eqs. (5.16) and (5.17), are real, stability requires that all solutions for Ω in Eq. (5.19) be real.

For the normalized δ -function (KV) distribution

$$f_0(I) = \frac{1}{2\pi} \delta(I - I_0) \quad (5.22)$$

corresponding to Eq. (3.12), we have

$$S_n(\Omega) = \omega \frac{d}{dH_0} \left(\frac{(2n)^2 \omega A_n^2}{(2n)^2 \omega^2 - \Omega^2} \right), \quad (5.23)$$

$$T_n(\Omega) = \omega \frac{d}{dH_0} \left(\frac{(2n+1)^2 \omega B_n^2}{(2n+1)^2 \omega^2 - \Omega^2} \right), \quad (5.24)$$

where $I = I_0$ is given in Eq. (5.8) and where the relation between I_0, H_0 and m is given in Eq. (5.9), with

P_0 taken as a constant. Thus $d/dH_0 = (1/4P_0)d/dm$, and the derivatives in Eqs. (5.22) and (5.23) act on $\omega, A_n(I), B_n(I)$, where ω and I are expressed in terms of m in Eqs. (5.8) and (5.9).

The exact solutions to Eq. (5.19), with $S_n(\Omega)$ and $T_n(\Omega)$ given by Eqs. (5.23) and (5.24) can only be obtained numerically. Moreover, the discussion in Sec. III and the corresponding simulations show that the electron bunch will be relatively large, corresponding to a relatively large value of θ_0 , the maximum pendulum angle. Nevertheless we can obtain a guide to the location and stability of the oscillation modes, as well as a useful starting value for the numerical search for these modes, by exploring approximate analytic solutions corresponding to the KV distribution for small $m = \sin^2(\theta_0/2)$.

We start by expanding A_n and B_n in powers of m . Specifically we find

$$A_n \equiv G_{2n} \cong \frac{16nm^n}{4^{2n}}, \quad n \geq 1, \quad (5.25)$$

$$B_n \equiv G_{2n+1} \cong \frac{8(2n+1)}{4^{2n+1}} m^{n+\frac{1}{2}}, \quad n \geq 0. \quad (5.26)$$

The dispersion equation can then be written more compactly as

$$\left(\nu - \sum_{\substack{p=2 \\ (p \text{ even})}} H_p\right) \left(\nu - \sum_{\substack{p=1 \\ (p \text{ odd})}} H_p\right) = \Omega^2 \quad (5.27)$$

with

$$H_p = \frac{\omega}{4P_0} \frac{d}{dm} \left(\frac{p^2 \omega G_p^2}{p^2 \omega^2 - \Omega^2} \right), \quad p \geq 1 \quad (5.28)$$

where

$$\omega(m) = \frac{\pi \sqrt{2P_0}}{2K(m)}. \quad (5.29)$$

Since $G_p^2 \sim m^p$, the dominant term for small m is the one for $p = 1$. In this approximation, Eq. (5.27) becomes

$$\nu(\nu - H_1) \cong \Omega^2 \quad (5.30)$$

with

$$H_1 \cong \frac{\omega^2}{4P_0(\omega^2 - \Omega^2)} \frac{dG_1^2}{dm} \cong \frac{\omega^2}{P_0(\omega^2 - \Omega^2)} \quad (5.31)$$

and

$$\omega(0) = \sqrt{2P_0}. \quad (5.32)$$

According to Eq. (5.4), $\nu P_0 \cong 1$ for an equilibrium distribution with small θ_0 . As a result Eqs. (5.30)–(5.32) lead to

$$\Omega^2[\Omega^2 - (2P_0 + \nu^2)] = 0, \quad (5.33)$$

predicting roots at

$$\Omega_d^2 \cong 2P_0 + \nu^2, \quad \Omega_0^2 \cong 0. \quad (5.34)$$

The root Ω_d corresponds to a dipolelike oscillation of

both the phase-space density and the radiation. In fact, this is the small-angle limit of the dipole root in Eq. (4.11) obtained without a self-consistent calculation. A more accurate calculation of the root Ω_0 requires additional terms in the expansion near $m = 0$. Both roots turn out to be real for small θ_0 implying stability of the equilibrium distribution for these modes.

The singular behavior of H_p implies the existence of additional roots of Eq. (5.27) near $\Omega_p^2 = p^2 \omega^2 \cong 2p^2 P_0$. Inclusion of appropriate terms for small θ_0 leads to the conclusion that the root Ω_1 is real but that the roots Ω_p , $p \geq 2$, each have a small imaginary part proportional to θ_0^p . These roots appear to be associated with a phase space distribution where there are p wiggles along the boundary of the distribution. The growth rate for these modes is expected to be slow for small θ_0 . These predictions appear to be consistent with the exact numerical solutions of Eq. (5.27) as well as with several numerical simulations illustrating the modes. This numerical work is described in the next section.

VI. NUMERICAL RESULTS

In Figs. 9 and 10 we show the result of a simulation to check the equilibrium solution for a small pendulum angle $\theta_0 = 3^\circ$. Figure 9 shows the corresponding stationary phase-space distribution and Fig. 10 shows the equilibrium value of $P(\tau) = P_0 = 1.00$.

In Fig. 11 we explore the oscillation of $|A(\tau)|$ which occurs when we start with the phase-space distribution in Fig. 9, but with $P(0)/P_0 = 0.99$. The dipole oscillation with frequency $(2P_0 + \nu^2)^{1/2} = 1.73$ shows clearly, and appears to be stable. A similar result is shown in Fig. 12 for $\theta_0 = 30^\circ$ with $P(0)/P_0 = 0.99$. But the simulations for $\theta_0 = 55^\circ$ and 80° shown in Figs. 13 and 14 show an unstable dipole oscillation.

We then obtained the numerical solution of the dispersion equation, Eq. (5.19), and this is displayed in Fig. 15, where we have only included the dipole term T_0 . Clearly an instability is predicted for $\theta_0 > 50^\circ$, consistent with our observations in Figs. 11–14. We then included several additional terms in Eq. (5.19) and the

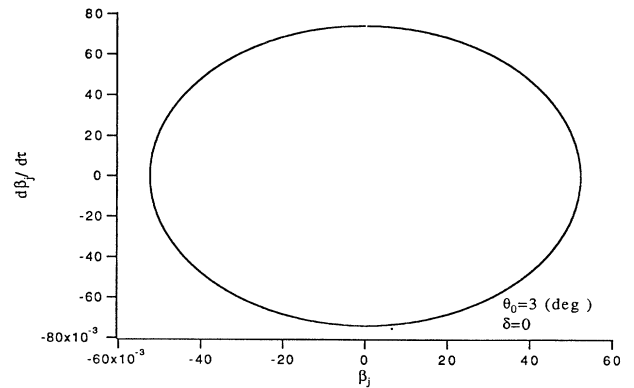


FIG. 9. Electron phase-space distribution corresponding to KV equilibrium solution for small pendulum angle $\theta_0 = 3^\circ$.

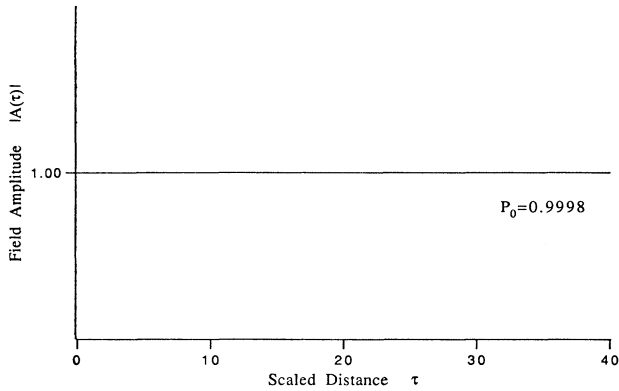


FIG. 10. Equilibrium value of $P(\tau) = P_0$ for KV equilibrium solution with $\theta_0 = 3^\circ$.

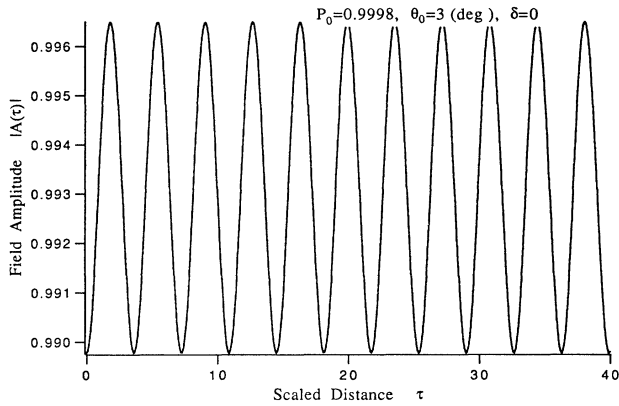


FIG. 11. Oscillation of $|A(\tau)|$ about KV equilibrium solution with $\theta_0 = 3^\circ$, when simulation started with $P(0)/P_0 = 0.99$.

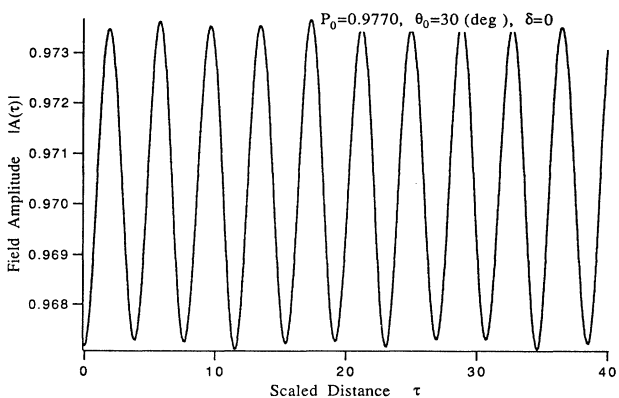


FIG. 12. Oscillation of $|A(\tau)|$ about KV equilibrium solution with $\theta_0 = 30^\circ$, when simulation started with $P(0)/P_0 = 0.99$.

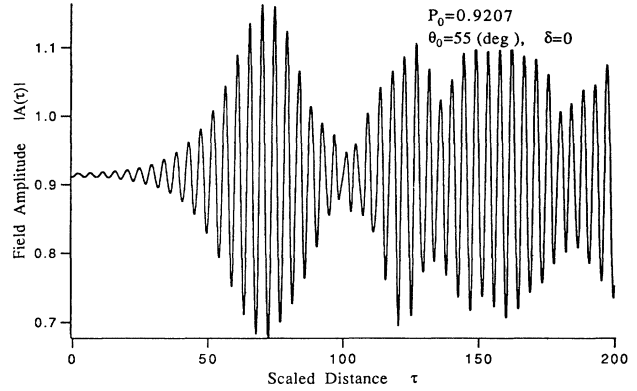


FIG. 13. Oscillation of $|A(\tau)|$ about KV equilibrium solution with $\theta_0 = 55^\circ$, when simulation started with $P(0)/P_0 = 0.99$. Oscillation unstable in this case.

results are shown in Fig. 16. The additional modes, near $\Omega_p^2 \cong 2p^2 P_0$ for small θ_0 , show up clearly for $p = 2$ and 3, but it appears that these modes are unstable at all values of θ_0 . But our starting phase-space distribution does not contain the "border ripples" corresponding to these modes and therefore they are not seen in the simulations. Note also the stable mode with small frequency in Fig. 15, as predicted in Eq. (5.34).

It is interesting to note that the unstable modes in Figs. 13 and 14 saturate. This is in fact reassuring since the dipole mode obtained in Sec. IV does not exhibit unstable behavior. Thus it appears that the instabilities associated with the roots of Eq. (5.19) are not in conflict with the observation of saturation of the FEL radiation with a significant dipole oscillation. From Fig. 14, we see that the $\text{Re}\Omega = 1.25$, in agreement with the start-up simulation of Fig. 1. The dispersion relation results presented in Fig. 15 predict that for $\theta_0 = 81^\circ$, $\text{Re}\Omega = 1.22$, in good agreement with the computer simulation.

Finally, we include the prediction of Eqs. (3.8), (3.10), (3.13), and (4.11) for $\delta = 0$ to obtain

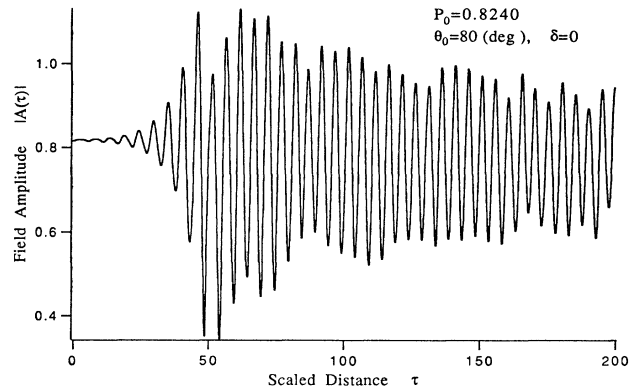


FIG. 14. Oscillation of $|A(\tau)|$ about KV equilibrium solution with $\theta_0 = 80^\circ$, when simulation started with $P(0)/P_0 = 0.99$. Oscillation unstable in this case.

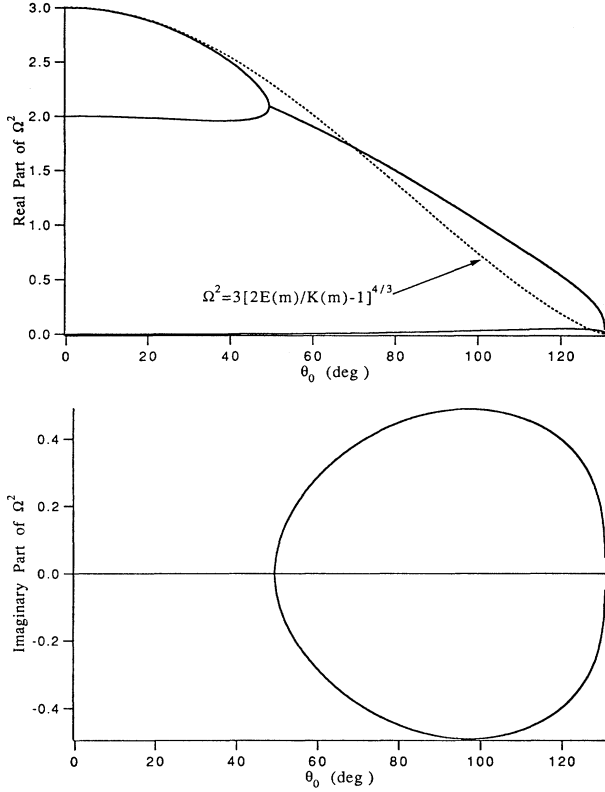


FIG. 15. Coherent frequency Ω obtained from numerical solution of the dispersion relation of Eq. (5.19), where only dipole term T_0 has been included. Instability predicted for $\theta_0 > 50^\circ$, consistent with the results of Figs. 13–16. The dashed curve represents the coherent frequency found in the single harmonic model of Sec. IV.

$$\Omega^2 = 3P_0^4, \quad \langle \cos \phi_j \rangle = P_0^3 = \frac{2E(m)}{K(m)} - 1, \quad (6.1)$$

$$\Omega^2 = 3 \left[\frac{2E(m)}{K(m)} - 1 \right]^{4/3}. \quad (6.2)$$

The curve corresponding to Eq. (6.2) is included as a dashed line in Fig. 15. The result is quite close to the exact solution for small θ_0 , and is a surprisingly good approximation for all θ_0 .

VII. EFFECT OF DETUNING, ENERGY SPREAD

We return to the treatment in Sec. IV to explore the effect of an initial detuning and energy spread of the electron beam. The main change is to include the constant $C_2 = \varepsilon^2/2$ in Eqs. (1.5) and (3.7), where

$$\varepsilon^2 = \langle p_j^2 \rangle |_{\tau=0} \quad (7.1)$$

is the initial mean-square (scaled) energy spread. Thus, for the Boltzmann distribution we find from Eqs. (3.7), (3.8), (3.10), and (3.17)

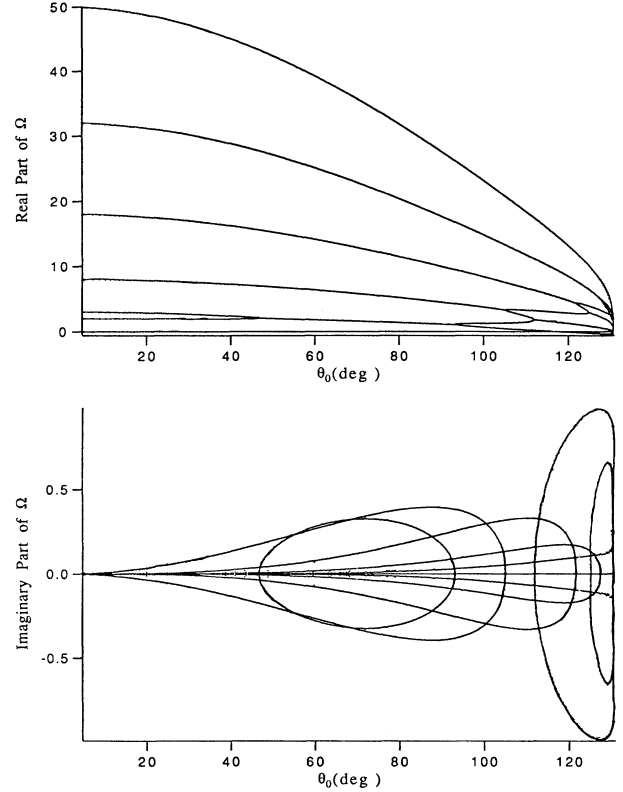


FIG. 16. Coherent frequency Ω obtained from numerical solution of the dispersion relation of Eq. (5.19), including several additional terms.

$$\langle \phi_j^2 \rangle = \frac{1}{\alpha} = 3P_0^4 - 2\delta P_0^2 + \varepsilon^2, \quad (7.2)$$

$$\langle \cos \phi_j \rangle = \frac{I_1(2\alpha P_0)}{I_0(2\alpha P_0)} = P_0(P_0^2 - \delta). \quad (7.3)$$

The solution of Eq. (7.2) and (7.3) for P_0 as a function of δ , for $\varepsilon^2 = 0$, is shown as the solid curve in Fig. 17. In addition we show results for simulations with $\varepsilon^2 = 0$, which agree reasonably well with the predictions. At this point we should point out that Eqs. (7.2) and (7.3) have been derived under the assumptions that all electrons have been captured by the bunch. In fact, only about 80% of the electrons are captured for $\varepsilon^2 = 0$. If we assume that the 20% which have not been captured are uniformly distributed in ϕ_j and have values of p_j which remain small, we estimate that P_0 would be reduced from the value predicted by Eqs. (7.2) and (7.3) by about 6% for $\delta = 0$, which may be the reason the simulations for $\varepsilon^2 = 0$ are mostly below the curve.

The situation is somewhat more ambiguous for $\varepsilon^2 = 0.5$, where only about 70% of the electrons are captured, and for $\varepsilon^2 = 1.0$ where only about 50% of the electrons are captured. We see clearly from the simulations that P_0 decreases as ε^2 increases. Any analytic treatment would require some way of predicting the fraction of the electrons which are captured as a function of δ and ε^2 , as

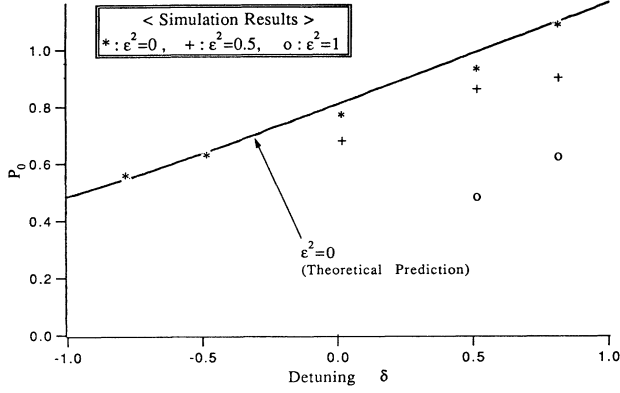


FIG. 17. Solution of Eqs. (7.2) and (7.3) for P_0 as a function of δ , for $\epsilon^2 = 0$, is plotted as solid curve. In addition, results from simulation are also shown.

well as the way in which Eqs. (7.2) and (7.3) should be modified to take into account the untrapped electrons. This is a subject for future study.

VIII. ELECTRON BEAM WITH FINITE RADIAL EXTENT

We shall now extend the single harmonic model introduced in Secs. III and IV for the one-dimensional FEL dynamics to the two-dimensional case of an electron beam with finite radial extent. We ignore betatron oscillations, assuming the electron beam has no angular spread, but include the diffraction of the radiation and the radiation focusing properties of the electron beam bunched by the FEL interaction.

A. Equations of motion and invariants

We consider a fixed electron-beam density profile, $u(r)$. The equations for the electron motion are

$$\sigma'_j = p_j, \quad (8.1)$$

$$p'_j = -Ae^{i\sigma_j} - A^*e^{-i\sigma_j}, \quad (8.2)$$

where the scaled amplitude of the radiation $A(r, \tau)$ depends on both the scaled longitudinal position $\tau = 2\rho k_w z$ and the scaled transverse coordinates $\mathbf{r} = \sqrt{4\rho k_w k_s} \mathbf{r}_d$, where k_s is the resonant radiation wave number and \mathbf{r}_d is the unscaled transverse coordinate vector. The wave equation in the case of zero detuning is

$$A' - i\nabla^2 A = u(r)\langle e^{-i\sigma_j} \rangle, \quad (8.3)$$

where $\nabla^2 = \partial^2/\partial r_1^2 + \partial^2/\partial r_2^2$ is the two-dimensional Laplacian in the scaled transverse coordinates $\mathbf{r} = (r_1, r_2)$, and $r = \sqrt{r_1^2 + r_2^2}$ is the magnitude of the vector \mathbf{r} .

Equations (8.1)–(8.3) have two invariants of the motion. We can use Eqs. (8.2) and (8.3) to obtain

$$u(r)\langle p'_j \rangle = -\frac{\partial}{\partial \tau}(AA^*) - i\nabla \cdot (A\nabla A^* - A^*\nabla A). \quad (8.4)$$

Integrating over d^2r then leads to the vanishing of the divergence term, and the first invariant

$$\int_0^\infty r dr \langle p_j \rangle u(r) + |A|^2 = C_1. \quad (8.5)$$

A similar analysis leads to the second invariant

$$\int_0^\infty r dr \langle p_j^2 \rangle u(r) - 2i(AA'^* - A^*A') - 2|\nabla A|^2 = C_2. \quad (8.6)$$

Comparing these results with the one-dimensional invariants of Eqs. (1.4) and (1.5), we see there is a new term in the second invariant, $|\nabla A|^2$, and the electron averages are weighted by the transverse electron beam density. Each invariant is expressed as an integral over the electron beam and radiation radial densities.

As in the one-dimensional treatment of saturation, we extract a phase factor and write

$$A(r, \tau) = [P(r, \tau) + iQ(r, \tau)]e^{i\nu(\tau - \tau_0)}, \quad (8.7)$$

and introduce the electron phase β_j given by

$$\beta_j = \sigma_j + \nu(\tau - \tau_0) + \pi/2. \quad (8.8)$$

We assume ν is independent of r ; hence using Eq. (8.3) we can write [11]

$$Q' + \nu P - \nabla^2 P = u(r)\langle \cos \beta_j \rangle, \quad (8.9)$$

$$-P' + \nu Q - \nabla^2 Q = -u(r)\langle \sin \beta_j \rangle. \quad (8.10)$$

The equation for the electron phase becomes

$$\beta_j'' = -2P \sin \beta_j - 2Q \cos \beta_j, \quad (8.11)$$

and averaging over the electron longitudinal-phase-space distribution at each radius, we obtain

$$\langle \beta_j'' \rangle = -2P \langle \sin \beta_j \rangle - 2Q \langle \cos \beta_j \rangle. \quad (8.12)$$

The first and second invariants are written as

$$\int_0^\infty r dr [\langle \beta_j' \rangle u + P^2 + Q^2 - \nu u] = C_1 \quad (8.13)$$

and

$$\int_0^\infty r dr [\langle \beta_j'^2 \rangle u - \nu^2 u - 2\nu(P^2 + Q^2) - 2(\nabla P)^2 - 2(\nabla Q)^2 - 4(PQ' - QP')] = C_2. \quad (8.14)$$

The constants C_1 and C_2 are taken as zero corresponding to an initial electron distribution with the correct energy and no energy spread and a very low initial radiation amplitude.

B. Equilibrium solutions

We now consider the description of the equilibrium state. Let ϕ_j denote an equilibrium electron phase distribution, and take $P = P_0(r)$ and $Q = 0$. From Eqs. (8.9) and (8.10) we find

$$\nu P_0(r) - \nabla^2 P_0 = u(r) \langle \cos \phi_j \rangle, \quad (8.15)$$

$$\langle \sin \phi_j \rangle = 0. \quad (8.16)$$

Utilizing $\langle \phi_j' \rangle = 0$ and the first and second invariants of Eqs. (8.13) and (8.14) with $C_1 = C_2 = 0$, we obtain

$$\int_0^\infty r dr P_0^2 = \nu \int_0^\infty r dr u, \quad (8.17)$$

$$\int_0^\infty r dr \langle \phi_j'^2 \rangle u = \int_0^\infty r dr [\nu^2 u + 2\nu P_0^2 + 2(\nabla P_0)^2]. \quad (8.18)$$

It follows from Eq. (8.11) that for any given r , any function of

$$H(\phi_j, \phi_j'; r) = \phi_j'^2/2 - 2P_0(r) \cos \phi_j \quad (8.19)$$

will be a stationary distribution. For example, one could consider the KV distribution

$$f_{KV}(\phi_j, \phi_j'; r) = N(r) \delta [2P_0(r) \cos \phi_j - \phi_j'^2/2 - 2P_0(r) \cos \theta_0(r)]. \quad (8.20)$$

In this case

$$\bar{c}(r) \equiv \langle \cos \phi_j \rangle = \frac{2E(m)}{K(m)} - 1, \quad (8.21)$$

$$m = \sin^2 \frac{\theta_0(r)}{2},$$

$$\langle \phi_j'^2 \rangle = 4P_0(r) [\bar{c}(r) - c_0(r)],$$

$$c_0(r) = \cos \theta_0(r) = 1 - 2m. \quad (8.22)$$

In the discussion which follows, we shall explore the consequences of the simplifying assumption that θ_0 is independent of r , which of course also implies m , \bar{c} , and c_0 are r independent. In this case Eq. (8.15) becomes

$$\nu P_0(r) - \nabla^2 P_0 = u(r) \bar{c}, \quad (8.23)$$

and the invariants can be expressed in the form

$$\nu = \frac{\int_0^\infty r dr P_0^2}{\int_0^\infty r dr u}, \quad (8.24)$$

and

$$\nu^2 = \frac{2(\bar{c} - 2c_0) \int_0^\infty r dr u P_0}{\int_0^\infty r dr u}, \quad (8.25)$$

where we have used Eq. (8.23) in Eq. (8.18) to derive Eq. (8.25).

We now consider the electron beam density to be given by

$$u(r) = \begin{cases} 1, & r < R \\ 0, & r > R. \end{cases} \quad (8.26)$$

In this case the solution of Eq. (8.23) is

$$P_0(r) = \begin{cases} (\bar{c}/\nu)[1 - xK_1(x)I_0(\sqrt{\nu}r)], & r \leq R \\ (\bar{c}/\nu)xI_1(x)K_0(\sqrt{\nu}r), & r \geq R \end{cases} \quad (8.27)$$

where $x = \sqrt{\nu}R$. The two invariants of Eqs. (8.24) and (8.25) can be expressed as

$$\frac{\nu^3}{\bar{c}^2} = 2xK_1(x)I_2(x), \quad (8.28)$$

$$\frac{\nu^3}{\bar{c}(\bar{c} - 2c_0)} = 2xK_1(x)I_2(x) + 2xI_1(x)K_0(x). \quad (8.29)$$

From Eqs. (8.28) and (8.29), we obtain

$$\frac{\bar{c}}{2c_0} = 1 + \frac{I_2(x)K_1(x)}{I_1(x)K_0(x)}. \quad (8.30)$$

The one-dimensional results of Sec. III are recovered in the limit $x = \sqrt{\nu}R \rightarrow \infty$. From Eq. (8.27) it is seen that $P_0(r) \cong \bar{c}/\nu \equiv P_0$ (independent of r) inside the electron beam, and $P_0(r) = 0$ outside the electron beam, except in a region $\Delta r \sim \nu^{-1/2}$ near the edge $r = R$. In the $x \rightarrow \infty$ limit, Eq. (8.28) becomes $\nu^3 = \bar{c}^2$. Hence, using $\bar{c} = \nu P_0$ we find $\nu = P_0^2$ and $\bar{c} = P_0^3$, the one-dimensional results. Also, when $x \rightarrow \infty$, Eq. (8.30) implies $\bar{c} = 4c_0$ which is the one-dimensional result of Eq. (3.21), so one obtains the one-dimensional values $m = 0.433$, $\theta_0 = 82.3^\circ$, and $P_0 = 0.813$ given in Eq. (3.22) for the KV distribution.

C. Single harmonic model

As in the one-dimensional case discussed in Sec. IV, we assume that the radiation amplitude oscillates with a single harmonic about the equilibrium value, but in this case the equilibrium value as well as the oscillation amplitude depend on radius. We assume, however, that the oscillation frequency is independent of radius. Thus we write

$$P(r, \tau) = P_0(r) + \xi(r)e^{i\Omega\tau} + \xi^*(r)e^{-i\Omega^*\tau}, \quad (8.31)$$

$$Q(r, \tau) = \eta(r)e^{i\Omega\tau} + \eta^*(r)e^{-i\Omega^*\tau}, \quad (8.32)$$

where Ω may have a positive imaginary part describing the damping of the oscillations resulting from the radiation of energy out of the region occupied by the electron beam. The spirit of Eqs. (8.31) and (8.32) is that $\xi(r)$ and $\eta(r)$ are first order, and we neglect second-order terms. Moreover, we ignore second and higher harmonics.

We make a similar assumption about the electron phase β_j , writing

$$\beta_j = \phi_j + a(r)e^{i\Omega\tau} + a^*(r)e^{-i\Omega^*\tau}, \quad (8.33)$$

where ϕ_j is the equilibrium phase discussed in Sec. VIII B, and $a(r)$ is the first-order amplitude of the coherent dipole oscillation mode of the electron beam in longitudinal phase space. We also employ the approximations

$$\langle \cos \beta_j \rangle = \langle \cos \phi_j \rangle = \bar{c}, \quad (8.34)$$

$$\langle \sin \beta_j \rangle = \bar{c}[a(r)e^{i\Omega\tau} + a^*(r)e^{-i\Omega^*\tau}], \quad (8.35)$$

Using expansions of Eqs. (8.31)–(8.35) in the wave equations (8.9) and (8.10), we find

$$(\nabla^2 - \nu)\xi(r) = i\Omega\eta(r), \quad (8.36)$$

$$(\nabla^2 - \nu)\eta(r) = -i\Omega\xi(r) + \bar{c}u(r)a(r). \quad (8.37)$$

Similarly, utilizing the expansions of Eqs. (8.31)–(8.35) in the pendulum Eq. (8.12), we obtain

$$[\Omega^2 - 2\bar{c}P_0(r)]a(r) = -2\bar{c}\eta(r). \quad (8.38)$$

Now eliminating $a(r)$ in Eq. (8.37) by using Eq. (8.38), we derive

$$[\nabla^2 - \nu - 2\lambda(r)]\eta(r) = -i\Omega\xi(r), \quad (8.39)$$

where

$$\lambda(r) = \frac{\bar{c}^2 u(r)}{\Omega^2 - 2\bar{c}P_0(r)}. \quad (8.40)$$

The coherent oscillation frequency Ω and the oscillation amplitudes $\xi(r)$ and $\eta(r)$ are determined from solving the eigenvalue problem specified by Eqs. (8.36) and (8.39).

D. Large electron-beam radius

In order to proceed further, we must now obtain the eigenvalue Ω from the solution of Eqs. (8.36) and (8.39). Since $\lambda(r)$ in Eq. (8.40) depends on r , even under the assumption that \bar{c} is independent of r , solution of the eigenvalue problem is difficult. However, results can be obtained in a straightforward manner in the limit $R \rightarrow \infty$. We shall examine this limit to see if physically sensible results are obtained.

When $x = \sqrt{\nu}R$ in Eq. (8.27) is much larger than unity, we find that $P_0(r) = \bar{c}/\nu = P_0$ (independent of r) inside the electron beam and $P_0(r) = 0$ outside the electron beam, except for a region $\Delta r \sim \nu^{-1/2}$ near the edge $r = R$. Hence, for $x \gg 1$ we can make the approximation

$$\lambda(r) = \begin{cases} \lambda, & r < R \\ 0, & r > R, \end{cases} \quad (8.41)$$

where

$$\lambda = \frac{\bar{c}^2}{\Omega^2 - 2\bar{c}P_0}. \quad (8.42)$$

Furthermore, for large x , Eqs. (8.28) and (8.29) lead to the one-dimensional results $\nu = P_0^2$, $\bar{c} = P_0^3$ with

$$m = 0.433, \theta_0 = 82.3^\circ, P_0 = 0.813 \text{ (KV)} \quad (8.43)$$

as given in Eq. (3.22).

We now must solve Eqs. (8.36) and (8.39) for constant λ in order to obtain an equation for the frequency Ω . Outside the electron beam we have from Eqs. (8.36) and (8.39) with $\lambda(r) = 0$,

$$\nabla^2(\xi \pm i\eta) = \pm(\Omega \pm \nu)(\xi \pm i\eta), \quad r > R \quad (8.44)$$

so that

$$2\xi = AK_0(pr/R) + BH_0^{(2)}(qr/R), \quad r > R, \quad (8.45)$$

$$2\eta = AK_0(pr/R) - BH_0^{(2)}(qr/R), \quad r > R, \quad (8.46)$$

where

$$p = \sqrt{\Omega + \nu}R, \quad q = \sqrt{\Omega - \nu}R, \quad (8.47)$$

and where $H_0^{(2)}$ has been chosen to correspond to an outgoing wave. Note that there is both a guided and propagating component in Eqs. (8.45) and (8.46).

Inside the electron beam, we also have two Bessel function solutions, which depend in this case on λ given in Eq. (8.42). We write

$$\xi = CI_0(\alpha r/R) + DJ_0(\beta r/R), \quad (8.48)$$

$$i\Omega\eta = (\alpha^2/R^2 - \nu)CI_0(\alpha r/R) - (\beta^2/R^2 + \nu)DJ_0(\beta r/R) \quad (8.49)$$

where

$$\alpha^2/R^2 = \sqrt{\Omega^2 + \lambda^2} + \nu + \lambda, \quad (8.50)$$

$$\beta^2/R^2 = \sqrt{\Omega^2 + \lambda^2} - \nu - \lambda. \quad (8.51)$$

Continuity of $\xi, \eta, d\xi/dr, d\eta/dr$ at $r = R$ leads after considerable algebra to

$$\frac{(\alpha^2 + q^2)(\beta^2 + p^2)}{(\alpha^2 - p^2)(q^2 - \beta^2)} = \frac{(\hat{J} - \hat{K})(\hat{I} - \hat{H})}{(\hat{I} - \hat{K})(\hat{H} - \hat{J})}, \quad (8.52)$$

where

$$\hat{K} = \frac{pK_0'(p)}{K_0(p)}, \quad \hat{H} = \frac{qH_0^{(2)'}(q)}{H_0^{(2)}(q)}, \quad (8.53)$$

$$\hat{I} = \frac{\alpha I_0'(\alpha)}{I_0(\alpha)}, \quad \hat{J} = \frac{\beta J_0'(\beta)}{J_0(\beta)}. \quad (8.54)$$

In the limit $R \rightarrow \infty$, it turns out that p, q, α each approach ∞ , but β remains finite. To confirm this, we use the limiting values

$$\hat{K} \rightarrow -p, \quad \hat{H} \rightarrow -iq, \quad \hat{I} \rightarrow \alpha \text{ as } R \rightarrow \infty \quad (8.55)$$

and neglect β compared with p, q, α in all terms except \hat{J} . In this way we find

$$\frac{\hat{J} + p}{\hat{J} + iq} = \frac{-(\alpha - iq)p^2}{(\alpha - p)q^2} \quad (8.56)$$

or

$$\frac{1}{\bar{j}} = \frac{J_0(\beta)}{\beta J'_0(\beta)} = \frac{1}{\alpha} - \frac{1}{p} + \frac{i}{q}. \quad (8.57)$$

Since $\alpha^{-1}, p^{-1}, q^{-1}$ approach zero proportionally to R^{-1} , we see that $\beta \rightarrow s_m$, the zeros of $J_0(s)$. In fact, setting $\beta = s_1 + \delta$, where $s_1 = 2.405$, we find

$$\beta \cong s_1 \left(1 + \frac{1}{\alpha} - \frac{1}{p} + \frac{i}{q} \right). \quad (8.58)$$

Using the one-dimensional values $\nu = P_0^2, \bar{c} = P_0^3, \Omega = \sqrt{3}P_0^2$, we find $\lambda = P_0^2$ [Eq. (8.42)], $\alpha^2 = 4P_0^2R^2$ [Eq. (8.50)], $p^2 = (\sqrt{3} + 1)P_0^2R^2$ [Eq. (8.47)], and $q^2 = (\sqrt{3} - 1)P_0^2R^2$ [Eq. (8.47)]. The terms in α^{-1} and p^{-1} are small compared to unity and can therefore be ignored in Eq. (8.58). However, the term in q^{-1} introduces damping arising from electromagnetic energy propagating out of the region occupied by the electron beam. The net frequency shift due to the finite, but large, electron-beam radius is obtained from Eqs. (8.50) and (8.51), writing

$$\beta^2 \alpha^2 = R^4 \left(\Omega^2 - \nu^2 - \frac{2\nu\bar{c}^2}{\Omega^2 - 2\bar{c}P_0} \right). \quad (8.59)$$

Using Eq. (8.58) together with $\bar{c} = P_0^3, \nu = P_0^2$, Eq. (8.59) can be rewritten as

$$\frac{\Omega^2}{\Omega^2 - 2P_0^4} (\Omega^2 - 3P_0^4) \cong \frac{s_1^2 \alpha^2}{R^4} \left(1 + \frac{2i}{q} \right). \quad (8.60)$$

Finally we obtain

$$\Omega \cong \sqrt{3}P_0^2 + \frac{2s_1^2}{3\sqrt{3}R^2} \left(1 + \frac{2i}{P_0R(\sqrt{3} - 1)^{1/2}} \right), \quad (8.61)$$

corresponding to a frequency shift proportional to R^{-2} and a damping rate proportional to R^{-3} .

E. Small electron-beam radius

Let us now consider the limit $x = \sqrt{\nu}R \rightarrow 0$. The small argument approximations to the Bessel functions are

$$I_1(x) \approx \frac{x}{2}, \quad K_1(x) \approx \frac{1}{x} - \frac{xL}{2},$$

$$I_2(x) \approx \frac{x^2}{8}, \quad K_0(x) \approx 4[\ln(2/x) - \gamma_E],$$

where $\gamma_E = 0.577$ is the Euler constant and

$$L = \ln(2/x) + \frac{1}{2} - \gamma_E.$$

When $x = \sqrt{\nu}R$ is much smaller than unity, we see from Eq. (8.27) that P_0 is approximately constant within the electron beam. Specifically, it has the limiting form

$$P_0 \approx \frac{\bar{c}R^2L}{2}. \quad (8.62)$$

Using Eq. (8.28), we derive

$$\nu \approx \frac{\bar{c}R}{2}, \quad (8.63)$$

and from Eq. (8.30), neglecting L^{-1} compared to unity,

$$\bar{c} \approx 2c_0. \quad (8.64)$$

Now employing Eqs. (8.21) and (8.22) one obtains

$$\theta_0 = 71^\circ, \quad c_0 = 0.32, \quad \bar{c} = 0.64. \quad (8.65)$$

We recall [1] that the scaled electric field A is related to the actual electric field E by

$$|E|^2 = 4\pi\rho n_0 W |A|^2, \quad (8.66)$$

where n_0 is the peak density of the electron beam and $W = \gamma mc^2$ is the average electron energy, with c being the velocity of light. The power in the guided radiation is

$$P_{\text{rad}} = \int_0^\infty 2\pi r_d dr_d \frac{c}{4\pi} |E|^2, \quad (8.67)$$

where the dimensioned radial coordinate r_d is related to the scaled radial coordinate r via

$$r = \sqrt{4\rho k_w k_s} r_d. \quad (8.68)$$

Using Eqs. (8.66) and (8.68) in Eq. (8.67) leads to

$$P_{\text{rad}} = \frac{cn_0 W}{4k_w k_s} \int_0^\infty 2\pi r dr P_0^2. \quad (8.69)$$

From Eq. (8.24), we observe

$$2\pi \int_0^\infty r dr P_0^2 = 2\pi\nu \int_0^\infty r dr u \approx \frac{\bar{c}R}{2} (\pi R^2) \quad (8.70)$$

where Eq. (8.63) has been used. It now follows that

$$P_{\text{rad}} = \nu\rho P_e \approx \frac{\bar{c}}{4} D P_e, \quad (8.71)$$

where P_e is the electron-beam power,

$$P_e = I_0 W / e, \quad (8.72)$$

I_0 is the electron current,

$$I_0 = en_0 c \pi R_d^2, \quad (8.73)$$

R_d is the dimensioned electron-beam radius related to the scaled radius by [13, 14]

$$R^2 = 4\rho k_s k_w R_d^2, \quad (8.74)$$

and (in mks units)

$$D = 2\rho R = \left[\frac{2eZ_0}{\pi mc^2} \frac{K^2}{1 + K^2} \frac{I_0}{\gamma} \right]^{1/2} \quad (8.75)$$

is the scaled current defined in Ref. [10]. Note that D is independent of the electron-beam radius, and hence so is P_{rad} in Eq. (8.71) for the limit $R \ll 1$. From Eqs. (8.71), (8.72), and (8.75) it follows that for small electron-beam radius

$$P_{\text{rad}} \propto I_0^{3/2}. \quad (8.76)$$

The average energy lost by an electron from startup to saturation is determined from [1]

$$\langle \sigma'_j \rangle = \left\langle \frac{\Delta\gamma_j}{\rho\gamma} \right\rangle = -\nu. \quad (8.77)$$

Using Eqs. (8.63) and (8.77) we find

$$\left\langle \frac{\Delta\gamma_j}{\gamma} \right\rangle = -\nu\rho \approx -\frac{\bar{c}}{4}D, \quad (8.78)$$

consistent with Eq. (8.71). The energy spread at saturation is determined from

$$\langle \phi_j'^2 \rangle = \left\langle \left[\frac{\Delta\gamma_j}{\rho\gamma} - \left\langle \frac{\Delta\gamma_j}{\rho\gamma} \right\rangle \right]^2 \right\rangle = 2\bar{c}P_0, \quad (8.79)$$

where the second equality follows from Eqs. (8.22) and (8.64). Now using Eqs. (8.62) and (8.76) we obtain for $R \ll 1$

$$\left[\left\langle \left(\frac{\Delta\gamma}{\gamma} - \left\langle \frac{\Delta\gamma}{\gamma} \right\rangle \right)^2 \right\rangle \right]^{1/2} \approx \bar{c}D\sqrt{L}. \quad (8.80)$$

The size of the radiation mode is seen from Eq. (8.27) to be given by

$$r_{\text{EM}} = \frac{1}{\sqrt{\nu}}. \quad (8.81)$$

Introducing the actual size $(r_d)_{\text{EM}}$ in dimensioned units, we observe that

$$r_{\text{EM}}^2 = 4\rho k_s k_w (r_d)_{\text{EM}}^2 = \frac{1}{\nu} \approx \frac{2}{\bar{c}R}, \quad (8.82)$$

where we used Eq. (8.63). Hence,

$$(r_d)_{\text{EM}} \approx \frac{1}{\sqrt{\bar{c}Dk_w k_s}}. \quad (8.83)$$

Note that the size of the radiation beam given in Eq. (8.83) is independent of the electron-beam radius in the small electron-beam size limit.

Let us conclude this discussion of the small electron-beam radius limit with a brief consideration of the dipole oscillation mode described by Eqs. (8.44)–(8.54). In the limit $R \rightarrow 0$, we observe that p, q, α each approach zero, but β may remain finite. This is true because it turns out that λ , as defined in Eq. (8.42), is negative and approaches zero slowly, as the reciprocal of a logarithm. We find

$$\alpha^2 \approx \nu R^2, \quad \beta^2 \approx 2|\lambda|R^2,$$

$$\alpha^2 + q^2 \approx \Omega R^2, \quad \alpha^2 - p^2 \approx -\Omega R^2,$$

$$\hat{K}^{-1} \approx \ln \frac{p}{2} + \gamma_E,$$

$$\hat{H}^{-1} \approx \ln \frac{q}{2} + \gamma_E + \frac{i\pi}{2},$$

$$\hat{I} \approx \alpha^2/2.$$

It follows that in the limit $R \rightarrow 0$, the dispersion relation of Eq. (8.52) becomes

$$\frac{1}{\hat{K}} + \frac{1}{\hat{H}} = \frac{2}{\hat{J}},$$

yielding

$$\ln(pq/4) + 2\gamma_E + i\pi/2 = \frac{J_0(\beta)}{\beta J_0'(\beta)}. \quad (8.84)$$

Since the left-hand side of Eq. (8.84) diverges as $R \rightarrow 0$, one solution corresponds to $\beta = \beta_1 = 3.83$, the first zero of $J_1(\beta)$. In this case

$$\beta^2 = 2|\lambda|R^2 = \frac{2\bar{c}R^2}{2\bar{c}P_0 - \Omega^2} = (3.83)^2. \quad (8.85)$$

Using Eq. (8.62) for P_0 , we find

$$\Omega^2 = \bar{c}^2 R^2 (L - 2/\beta^2) = \bar{c}^2 R^2 (L - 0.14), \quad (8.86)$$

where the logarithmic factor L was defined preceding Eq. (8.62).

Let us now solve Eq. (8.84) more accurately by expanding about $\beta = \beta_1$. We find

$$\beta - \beta_1 = \frac{1}{\beta_1} \left[\frac{-1}{L_1} + \frac{i\pi}{2L_1^2} \right], \quad (8.87)$$

where $L_1 = \ln(pq/4) + 2\gamma_E$. As a consequence it is seen from Eq. (8.86) that Ω has a positive imaginary part of order $R/(\ln R)^{5/2}$.

There are other solutions of the dispersion relation, Eq. (8.52), but we shall not consider them here. To understand the coherent dipole mode oscillation better, it seems necessary to compare the analytic results with simulations.

IX. SUMMARY

Starting with the equations of Bonifacio, Casagrande, and DeSalvo Souza [1] we explore the behavior of an unbunched electron beam interacting with a low amplitude of radiation. The level of radiation grows exponentially causing the electrons to bunch. When the bunching saturates, the radiation amplitude starts to perform what appears to be oscillations in the saturation region. By making an assumption regarding the phase of the radiation which is suggested by the simulations, we predict the general features of the electron bunching, average radiation amplitude, and the frequency and magnitude of the oscillations of the radiation amplitude which are in good agreement with the results of detailed simulations of the starting equations.

We consider three quite different equilibrium electron phase-space distributions, and find the surprising result

that the equilibrium radiation amplitude $P_0 \cong 0.81$, independent of the distribution. In addition, from simulations of startup from an initially unbunched electron beam and a small radiation amplitude, we find that the saturated state is described by oscillations about a distribution similar to the Boltzmann distribution. This observation might provide the starting point for a future investigation.

In the case of the KV distribution [8], we use the Vlasov equation to study the stability of the oscillations about the equilibrium state. For a small bunch (θ_0 small) the oscillations are stable. However, for a large bunch ($\theta_0 = 81^\circ$) required by the invariants in the case of startup from an unbunched electron beam and a low radiation amplitude, the coherent dipole oscillation mode is found to be unstable. We believe that the moderate amplitude oscillations, observed in the simulation from startup with an unbunched electron beam and a low radiation amplitude, correspond to the stabilization of the dipole mode at large oscillation amplitude. The real part of the coherent dipole mode frequency is in good agreement with the oscillation frequency observed in the saturated state. There are some instabilities in the higher-order coherent oscillation modes, but these are not seen in the simulations since they are not stimulated by our starting conditions.

Finally, we extend the analysis to the two-dimensional case of an electron beam with finite radial extent. We find an equilibrium guided solution and oscillations about it. There are two types of oscillation modes, one guided and one corresponding to radiation propagating to $r = \infty$. The escape of radiation from the electron beam leads to a damping of the oscillations. Explicit results are obtained in the limits of large and small electron-beam radius.

In saturation, the output power has contributions from the equilibrium (z -independent) mode and the coherent dipole oscillation (z -dependent) mode. In the case of startup from an unbunched electron beam and a low initial radiation level, the saturated power P_{rad} in the equilibrium mode is given by [Eq. (8.71)]:

$$P_{\text{rad}}/P_e = \nu\rho, \quad (9.1)$$

where P_e is the power in the electron beam. In general ν can be determined by solving Eqs. (8.21), (8.22), (8.28), and (8.30). In the limits of large and small electron-beam radius

$$\nu = 0.70, \quad P_{\text{rad}}/P_e = 0.35D/R \quad (R \gg 1) \quad (9.2)$$

and

$$\nu = 0.32R, \quad P_{\text{rad}}/P_e = 0.16D \quad (R \ll 1) \quad (9.3)$$

where D [Eq. (8.75)] depends on the electron-beam current, but is independent of the radius, and the scaled electron-beam radius R is related to the dimensioned radius R_d by Eq. (8.74),

$$R^2 = 4\rho k_w k_s R_d^2. \quad (9.4)$$

In the limit of small radius, we find that the equilibrium mode power P_{rad} increases with current I_0 according to

$$P_{\text{rad}} \propto I_0^{3/2}, \quad (9.5)$$

a current dependence intermediate between the incoherent (I_0) and fully coherent (I_0^2) limits.

Comparison of the two-dimensional analysis with computer simulations is an interesting subject for future investigation.

ACKNOWLEDGMENT

Work was performed under the auspices of the U.S. Department of Energy.

APPENDIX: DISPERSION RELATION FOR SMALL OSCILLATIONS

The behavior of small oscillations about the equilibrium solution is governed by the Vlasov equation

$$\frac{\partial f}{\partial \tau} + \frac{\partial H}{\partial I} \frac{\partial f}{\partial \psi} - \frac{\partial H}{\partial \psi} \frac{\partial f}{\partial I} = 0. \quad (A1)$$

Using the Hamiltonian in Eqs. (5.6) and (5.7) and linearizing the distribution function in the form

$$f(\psi, I; \tau) = f_0(I) + f_1(\psi, I; \tau), \quad (A2)$$

we find in the linear approximation

$$\frac{\partial f_1}{\partial \tau} + \omega \frac{\partial f_1}{\partial \psi} = \frac{\partial V}{\partial \psi} \frac{\partial f_0}{\partial I}. \quad (A3)$$

Using Eqs. (5.7), (5.15), and (5.16), we find

$$\begin{aligned} \frac{\partial f_1}{\partial \tau} + \omega \frac{\partial f_1}{\partial \psi} \\ - 2P_0 f_0'(I) \sum_{n=0}^{\infty} [2nQA_n \sin 2n\psi \\ + (2n+1)RB_n \cos(2n+1)\psi], \end{aligned} \quad (A4)$$

whose solution is

$$\begin{aligned} f_1(\psi, I; \tau) = -2P_0 f_0'(I) \sum_{n=0}^{\infty} [C_n \cos 2n\psi + D_n \sin 2n\psi \\ + E_n \cos(2n+1)\psi \\ + F_n \sin(2n+1)\psi], \end{aligned} \quad (A5)$$

where Eq. (A4) requires that

$$C'_n + 2n\omega D_n = 0, \quad D'_n - 2n\omega C_n = 2n\tilde{P}A_n, \quad (A6)$$

$$E'_n + (2n+1)\omega F_n = (2n+1)QB_n,$$

$$F'_n - (2n+1)\omega E_n = 0. \quad (A7)$$

We now assume an oscillation mode for $\tilde{P}, Q, C_n, D_n, E_n, F_n$ of the form $\exp(-i\Omega\tau)$ and find

$$\frac{2n\omega}{\Omega} D_n = C_n = -\frac{(2n)^2\omega\tilde{P}A_n}{(2n)^2\omega^2 - \Omega^2}, \quad (A8)$$

$$\frac{-(2n+1)\omega}{i\Omega} E_n = F_n = \frac{(2n+1)^2 \omega Q B_n}{(2n+1)^2 \omega^2 - \Omega^2}. \quad (\text{A9})$$

We must now relate \tilde{P} and Q to the perturbed distribution by using Eqs. (5.4) and (5.5). After performing the integration over ψ , and integrating by parts over I , we obtain

$$-i\Omega Q + \left[\nu - \sum_{n=0}^{\infty} S_n(\Omega) \right] \tilde{P} = 0, \quad (\text{A10})$$

$$i\Omega \tilde{P} + \left[\nu - \sum_{n=0}^{\infty} T_n(\Omega) \right] Q = 0, \quad (\text{A11})$$

where

$$S_n(\Omega) = 2\pi \int dI f_0(I) \frac{d}{dI} \left[\frac{(2n)^2 \omega A_n^2}{(2n)^2 \omega^2 - \Omega^2} \right], \quad (\text{A12})$$

$$T_n(\Omega) = 2\pi \int dI f_0(I) \frac{d}{dI} \left[\frac{(2n+1)^2 \omega B_n^2}{(2n+1)^2 \omega^2 - \Omega^2} \right]. \quad (\text{A13})$$

Finally, Eqs. (A10) and (A11) yield the dispersion relation for the oscillation modes,

$$\left[\nu - \sum_{n=1}^{\infty} S_n(\Omega) \right] \left[\nu - \sum_{n=0}^{\infty} T_n(\Omega) \right] = \Omega^2, \quad (\text{A14})$$

whose solution determines the modes of oscillation. Since A_n and B_n , defined in Eqs. (5.16) and (5.17), are real, stability requires that all solutions for Ω in Eq. (5.19) be real.

* On leave from the Institute for Chemical Research, Kyoto University, Kyoto 611, Japan.

- [1] R. Bonifacio, F. Casagrande, and L. DeSalvo Souza, *Phys. Rev. A* **33**, 2836 (1986).
- [2] B. Lane and R.C. Davidson, *Phys. Rev. A* **27**, 2008 (1983).
- [3] R.C. Davidson and J.S. Wurtele, *Phys. Fluids* **30**, 557 (1987).
- [4] W.M. Sharp and S.S. Yu, *Nucl. Instrum. Methods A* **272**, 397 (1988).
- [5] W.M. Sharp and S.S. Yu, *Phys. Fluids B* **2**, 581 (1990).
- [6] T.M. O'Neil, J.H. Winfrey, and J.H. Malmberg, *Phys. Fluids* **14**, 1204 (1971).
- [7] H.E. Mynick and A.N. Kaufman, *Phys. Fluids* **21**, 653 (1978).
- [8] Kapchinsky and Vladimirskiy first introduced the δ -function distribution in H for use in two-dimensional transverse beam dynamics with space charge. See, for example, I.M. Kapchinskiy, *Theory of Resonance Linear Accelerators* (Harwood Academic, New York, 1985), p.

247ff (translated from the Russian).

- [9] See, e.g., R. Bonifacio, C. Pellegrini, and L.M. Narducci, *Opt. Commun.* **50**, 373 (1984).
- [10] For a review of FEL theory and simulations, see, e.g., J.B. Murphy and C. Pellegrini, in *Laser Handbook*, edited by W.B. Colson, C. Pellegrini, and A. Renieri (North-Holland, Amsterdam, 1990), Vol. 6, p. 9.
- [11] These equations are equivalent to those considered in Ref. [5], in the case when the radiation field depends on the axial coordinate z , but is independent of time t .
- [12] See, for example, *Handbook of Mathematical Functions*, edited by M. Abramowitz and I. Stegun (Dover, New York, 1965).
- [13] L.H. Yu, S. Krinsky, and R.L. Gluckstern, *Phys. Rev. Lett.* **64**, 3011 (1990).
- [14] The scaled electron-beam radius R is denoted \tilde{a} in Ref. [13] and in S. Krinsky and L.H. Yu, *Phys. Rev. A* **35**, 3406 (1987). R^2 is proportional to the ratio of the Rayleigh range to the one-dimensional gain length.